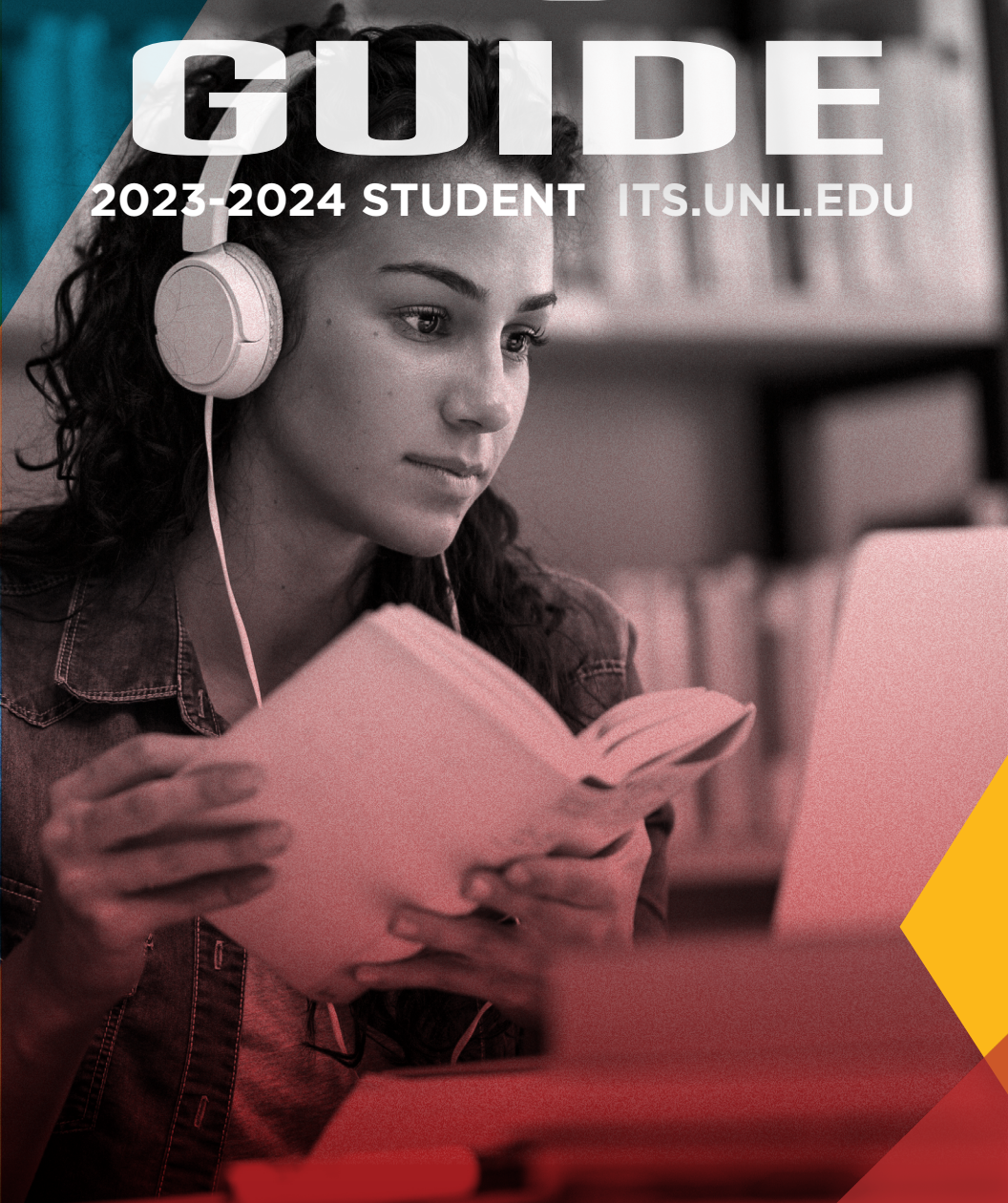


# TECH GUIDE

2023-2024 STUDENT ITS.UNL.EDU



HUSKERTECH

UNIVERSITY OF  
**Nebraska**  
Lincoln

INFORMATION TECHNOLOGY SERVICES

# Connect IT.

## 1 Your Identity

- Find your My.UNL ID
  - Confirm your password and Two-factor settings.
- [trueyou.nebraska.edu](https://trueyou.nebraska.edu)

## 2 WiFi Network Access

### Connect Computers and Phones


1. Select **eduroam** from the list of available networks
2. Log in with your My.UNL ID and domain, then your regular password. For example `hhusker2@unl.edu`.
3. If prompted, accept/install the eduroam certificate/profile and authenticate your device.

<https://its.nebraska.edu/network/eduroam>

### Connect IoT Devices

On a computer or phone, go to <https://its.nebraska.edu/network/iot>  
Follow the directions using the IOT Registration portal to register your IOT device. Once you have the password, use it to connect your IOT device to nu-IOT.

\* Some users may need to type a URL into their browser's address bar to trigger the login screen.



# 3 Improving Connections

Applies only to Residence Hall Students

Plug in all IoT devices into ethernet ports to make more WiFi bandwidth available for mobile devices.

If you need to activate ethernet jacks in your room, go to:

<https://services.unl.edu/service/resnet>

go to Wired Connectivity to fill out the Support Request.

[go.unl.edu/ethernet](https://go.unl.edu/ethernet)



## No Routers or WiFi Printers

Router transmissions interfere with WiFi access points on the network and disrupt service for you and your neighbors. Disable printer WiFi function and use a wired connection.

If you require any assistance with connecting to the UNL Network see the FixIT page of this brochure.

# Learn IT.

## Digital Learning Center

Students have two Exam Commons locations to choose from, the City Campus Exam Commons location is in Room 132 of the Adele Coryell Hall Learning Commons, and the East Campus Exam Commons location is in Room 005 of the Dinsdale Family Learning Commons.

[its.unl.edu/dlc](https://its.unl.edu/dlc)

# Try IT.

## Checkout/Labs

Students may checkout laptops and equipment at all Huskertech locations for a period of up to one week.

<https://services.unl.edu/service/equipment-checkout-unl>

Computer Labs locations can be found at:

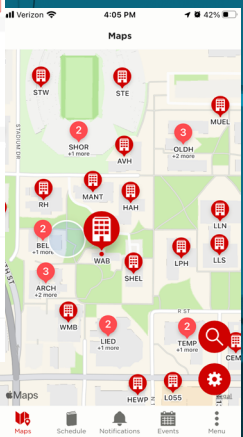
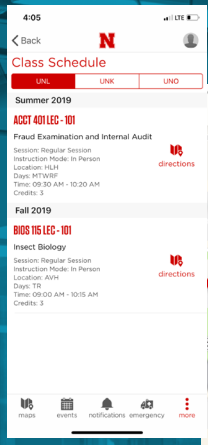
<https://services.unl.edu/service/unl-computer-labs>



# Use IT.

## Nebraska App

Available on Android and iOS devices  
Download the app here.



## Software and Apps



[its.unl.edu/students](https://its.unl.edu/students)

Full List of Student Services

# Secure IT.



<https://its.unl.edu/security/>

## Passwords



- Keep your passwords secret and never share your passwords.
- Use a password of at least ten characters and try using a pass phrase.
- Use unique passwords for each site or account you use; do not re-use passwords.

[go.unl.edu/passwords](https://go.unl.edu/passwords)

## Two-Factor



Two-factor authentication enhances the security of your online accounts by using your smartphone to verify your identity. Install the Duo mobile application for improved usability and security.

[go.unl.edu/2FA](https://go.unl.edu/2FA)

## Phishing



- The university will never ask you for your login, or passwords, or other personal information.
- Phishing scam emails may claim to be “urgent”, offer a job that is “too good to be true”, or contain links/attachments; job scams frequently target students.
- Report suspicious emails from your inbox with one click by using the “Report Phish” add-in.

[go.unl.edu/phishing](https://go.unl.edu/phishing)

## Personal Devices



Recommendations for securing your personally owned device.

- Use a supported Operating System.
- Enable Automatic Software Updates.
- Install University Anti-Malware software (free for students/faculty).

[go.unl.edu/device-security](https://go.unl.edu/device-security)

# Fix IT.

## Huskertech Help Center

For questions on device troubleshooting, repair, software and operational problems.

Four convenient locations to serve you:

CITY UNION • ADELE CORYELL HALL LEARNING COMMONS  
LOVE LIBRARY, ROOM 31 • DINSDALE FAMILY COMMONS

(402) 472-3970 or toll-free (866) 472-3970 | [support@nebraska.edu](mailto:support@nebraska.edu)

[go.unl.edu/hhc](http://go.unl.edu/hhc)



### Repair

LOVE LIBRARY SOUTH,  
ROOM 31

The Computer Repair Center can diagnose and fix hardware issues with Macs, PCs and other devices.

- Competitive pricing
- Quick turn-around times
- Convenient on-campus location
- 1 free system clean-up per year for current students

### ResNet

For Residence Hall Network assistance contact ResNet Office, Love Library South, Room 31  
[resnet@unl.edu](mailto:resnet@unl.edu) | 402-472-3535

[go.unl.edu/resnet](http://go.unl.edu/resnet)



Authorized Service Provider



Authorized Service Provider

# Buy IT.

## HUSKERTECH STORE

Conveniently located in the City Union

[huskertech.unl.edu](http://huskertech.unl.edu) | 402.472.5151



Authorized  
Campus Store



Apple products



Verizon & T-Mobile  
phone plans



Tech accessories



Discounted software



PC laptops



And more.

